


MT CS 250/36

Interchangeable attachment for our MT 36 Bp battery powered multi tool: The MT CS 250/36 pole-mounted pruners with a compact design for safe, precise tree care, including hard-to-reach places from the ground.



Order no. 1.042-512.0

- Automatic chain lubrication
- Electric chain brake
- Compact, lightweight design

Technical data

EAN code		4054278635972
Battery platform		36 V battery platform
Guide rail	mm	250
Chain speed	m/s	12
Chain gauge		1.3 mm / 0.050"
Vibration value of front handle ($\Delta K=1.5 \text{ m/s}^2$)	m/s^2	3
Voltage	V	36
Performance per battery charge	Cuts	max. 400 (6.0 Ah) / max. 500 (7.5 Ah)
Runtime per battery charge	min	max. 45 (6.0 Ah) / max. 55 (7.5 Ah)
Weight without accessories	kg	1.9
Weight incl. packaging	kg	3
Dimensions (L x W x H)	mm	940 x 120 x 130

Equipment

chain protection	■
Guide rail	■
Saw chain	■

■ Included in delivery.



Automatic chain lubrication

- Minimal maintenance effort and long lifetime.
- Low heat generation and high efficiency.



Oregon® saw chain and guide rail

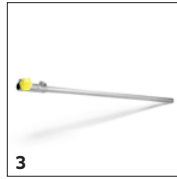


- The best components for the best results.



Compact design

- Lightweight for easy handling.
- Compact and easy to transport and store.

EQUIPMENT FOR MT CS 250/36 1.042-512.0



		Order no.	Description	
MACHINE ACCESSORIES				
Saw chain "Oregon" 25 cm	1	2.042-020.0		<input checked="" type="checkbox"/>
Guide rail Chainsaw 25cm	2	2.042-021.0		<input checked="" type="checkbox"/>
MT EXT 100	3	2.042-031.0		<input type="checkbox"/>

Included in delivery.
 Available accessories.