

Stationary 2-pump high pressure washers for heavy cleaning tasks

The performance level of the SC DUO 2-pump cold water high pressure washer range has significantly increased. Thanks to higher working pressure and increased water flow, even large heavy-duty cleaning jobs can be handled with ease. Built for use in excess of 6 hours per day, each model can be customised to meet your exact cleaning needs and ensure a lower Total Cost of Ownership.



Designed for heavy cleaning tasks the SC DUO 6P & 7P models are ideal for use in agriculture with milking sheds, sties, and stables. Food and pharma industry with processing equipment, conveyors, and tanks. Shipping and industry with ship decks, bulkheads, and industrial equipment. Even oil and grease can be removed easily thanks to the hot water inlet. The models offer you the flexibility of being either one user – or two working together. Cleaning efficiency is maximised by a 4-piston long-life motor pump accepting both cold and hot water up to 85°C.

- NA6 and C3 high-quality motor pumps with brass pump heads
- 1450 rpm; 4 full ceramic pistons and double roller bearings
- Water flow up to 2x1800 l/h
- 70°– 85°C hot water inlet for max. cleaning efficiency
- Innovative hard foam cabinet - approved for the food industry
- Built on powder-coated steel frame
- Foam cabinet also reduces the noise level
- Foam cabinet can be removed without tools for direct access to pump
- Incl. low pump oil warning lamps, service warning lamp, hour counter, low pump oil safety




Picture shown may not represent model quoted

• Standard equipment


Included accessories	Ref. no.	Min. required	SC DUO 6P-170/3220 400/3/50 EU	SC DUO 8P-180/4000 400/3/50 EU	SC DUO 8P-160/5000 400/3/50 EU
<b>Ergo System Coupling and Adapter</b>					
 NIPPLE F/QUICK COUPLING 3/8 SS	1603101	0	•	•	•
<b>High Pressure Female Coupling</b>					
 QUICK COUPLING 3/4 W/GASKET	1602945	0	•	•	

• Standard equipment

Included accessories	Ref. no.	Min. required	SC DUO 8P-180/4000 440/3/60 EXPT	SC DUO 7P-180/2400 400/3/50 EU	SC DUO 7P-180/2400 440/3/60 EXPT
<b>Ergo System Coupling and Adapter</b>					
 NIPPLE F/QUICK COUPLING 3/8 SS	1603101	0	•	•	•
<b>High Pressure Female Coupling</b>					



## Stationary 2-pump high pressure washers for heavy cleaning tasks

Included accessories		Ref. no.	Min. required	SC DUO 8P-180/4000 440/3/60 EXPT	SC DUO 7P-180/2400 400/3/50 EU	SC DUO 7P-180/2400 440/3/60 EXPT
	QUICK COUPLING 3/4 W/GASKET	1602945	0		•	•

Model	SC DUO 6P-170/3220 400/3/50 EU	SC DUO 8P-180/4000 400/3/50 EU	SC DUO 8P-160/5000 400/3/50 EU
Ref. no.	107340600	107340610	107340611

## PRODUCT FEATURES

Hour Meter	•	•	•
C3 4-ceramic piston pump			
Pump oil warning system	•	•	•
Service indicator	•	•	•
Intelligent pump control system	•	•	•
Automatic start/stop	•	•	•
Ceramic pistons			
NA6 - 4 ceramic piston pump	•		
Pressure activated	•	•	•
Foam Cabinet, EPP	•	•	•
Motor on-off lamp	•	•	•
Service warning lamp	•	•	•
NA6+ - 4 ceramic piston pump		•	•

Model	SC DUO 8P-180/4000 440/3/60 EXPT	SC DUO 7P-180/2400 400/3/50 EU	SC DUO 7P-180/2400 440/3/60 EXPT
Ref. no.	107340612	107340620	107340622

## PRODUCT FEATURES

Hour Meter	•	•	•
C3 4-ceramic piston pump		•	•
Pump oil warning system	•	•	•
Service indicator	•	•	•
Intelligent pump control system	•	•	•
Automatic start/stop	•	•	•
Ceramic pistons			
NA6 - 4 ceramic piston pump			
Pressure activated	•	•	•
Foam Cabinet, EPP	•	•	•



## Stationary 2-pump high pressure washers for heavy cleaning tasks

Model	SC DUO 8P-180/4000 440/3/60 EXPT	SC DUO 7P-180/2400 400/3/50 EU	SC DUO 7P-180/2400 440/3/60 EXPT
Ref. no.	107340612	107340620	107340622

## PRODUCT FEATURES

Motor on-off lamp	•	•	•
Service warning lamp	•	•	•
NA6+ - 4 ceramic piston pump	•		

Technical specifications	SC DUO 6P-170/3220 400/3/50 EU	SC DUO 8P-180/4000 400/3/50 EU	SC DUO 8P-160/5000 400/3/50 EU
Pump pressure (bar/MPa)	170/17	180/18	160/16
Number of pumps	2	2	2
Cleaning impact (kg/force)	15.8	19.5	23.8
Pump (RPM)	1450	1450	1450
Power consumption (kW)	18	22	22
Voltage/phase/frequency/current (V/~/Hz/A)	400/3/50/31	400/3/50/38	400/3/50/41
Sound level lpa/lwa (dB(A))	93	94	94
Water flow Qmax/Qiec (l/h)	3220/3000	4000/3600	5000/4800
Nozzle size	.0900	.1200	.1500
Max. inlet temperature (°C)	80	80	80
Ceramic pistons	4	4	4
Length x width x height (mm)	355x860x1000	355x860x1000	355x860x1000
Weight (kg)	180	212	212
Recommended avg. hours of use per day	5	7	7









Technical specifications	SC DUO 8P-180/4000 440/3/60 EXPT	SC DUO 7P-180/2400 400/3/50 EU	SC DUO 7P-180/2400 440/3/60 EXPT
Pump pressure (bar/MPa)	180/18	180/18	180/18
Number of pumps	2	2	2
Cleaning impact (kg/force)	19.5	12.1	12.1
Pump (RPM)	1750	1450	1750
Power consumption (kW)	22	16.4	16.4
Voltage/phase/frequency/current (V/~/Hz/A)	440/3/60/38	400/3/50/31	440/3/60/23
Sound level lpa/lwa (dB(A))	94	93	93
Water flow Qmax/Qiec (l/h)	4000/3600	2400/2240	2400/2240
Nozzle size	.1200	.0640	.0640
Max. inlet temperature (°C)	80	85	85
Ceramic pistons	4	4	4
Length x width x height (mm)	355x860x1000	355x860x1000	355x860x1000














## Stationary 2-pump high pressure washers for heavy cleaning tasks

Technical specifications	SC DUO 8P-180/4000 440/3/60 EXPT	SC DUO 7P-180/2400 400/3/50 EU	SC DUO 7P-180/2400 440/3/60 EXPT
Weight (kg)	212	160	160
Recommended avg. hours of use per day	7	6	6











● Standard equipment, ○ Supplementary accessories, □ Mountable equipment

Accessories	Ref. no.	Min. required	SC DUO 6P-170/3220 400/3/50 EU	SC DUO 8P-180/4000 400/3/50 EU	SC DUO 8P-160/5000 400/3/50 EU
<b>Standard Nozzle 50° 1/8" NPT</b>					
 HP NOZZLE 50060 1/8 INCH NPT	5006	0			
 HP NOZZLE 50070 1/8	5007	0			
 HP NOZZLE 50080 1/8	5008	0			
<b>Special Nozzle</b>					
 CONTAINER CLEANING NOZZLE	15861	0	○	○	○
 NOZZLE FOR LONG LANCEJET 6-7 M	2802696	0			
 NOZZLE PROTECTION CAP PA	18430	0	○	○	○
 VARIO-NOZZLE CASING 1/8	5888	0	○	○	○
<b>Hose and Connection</b>					
WATER INLET HOSE 3/4 P/	6465	0	○	○	○
<b>High Pressure Male Coupling</b>					
 ADAPTER KEW QUICK COUPLING MALE 3/8	66159	0	○	○	○











## Stationary 2-pump high pressure washers for heavy cleaning tasks

Accessories	Ref. no.	Min. required	SC DUO 6P-170/3220 400/3/50 EU	SC DUO 8P-180/4000 400/3/50 EU	SC DUO 8P-160/5000 400/3/50 EU
 ADAPTOR 3/8 INCH MALE FOR HOSE	6401067	0	○	○	○
 ADAPTOR KEW GUN TO WAP ACCESS.	66161	0	○	○	○
 GARDENA COUPLING HOSE END 1/2 BULK	1608629	0	○	○	○
 GEKA COUPLING HOSE END 3/4	1311	0	○	○	○
 LP NIPPLE F. Q.-COUPLING 3/4IN	1600659	0	○	○	○
 NITO COUPLING HOSE END 1	1604669	0	○	○	○
<b>High Pressure Female Coupling</b>					
 ADAPTER KEW QUICK COUPLING FEMALE 3/8	66160	0	○	○	○
 ADAPTER WAP GUN COUPLING FEMALE M21X1.5	66162	0	○	○	○
 COUPLING GEKA FEMALE - INT THREAD 3/4 IN	1718	0	○	○	○
 HOSE NOZZLE 20R3/4	61369	0	○	○	○
 QUICK COUPLING 3/4 W/GASKET	1602945	0	●	●	○
<b>Standard Nozzle 25° 1/8" NPT</b>					











## Stationary 2-pump high pressure washers for heavy cleaning tasks

Accessories		Ref. no.	Min. required	SC DUO 6P-170/3220 400/3/50 EU	SC DUO 8P-180/4000 400/3/50 EU	SC DUO 8P-160/5000 400/3/50 EU
	HP NOZZLE 25060 1/8 INCH NPT	2506	0			
	HP NOZZLE 25065 1/8 INCH NPT	7815	0			
<b>Standard Nozzle 15° 1/8" NPT</b>						
	HP NOZZLE 15060 1/8	7811	0			
<b>Standard Nozzle 0° 1/8" NPT</b>						
	HP-NOZZLE 0060 1/8	7819	0			
<b>Abrasive Blasting</b>						
	ARMEX-POWDER	5218617	0	○	○	○
	BORONCARBIDE FLAT NOZZLE VSB	6400379	0	○	○	○
	LANCE WITH RUBBER FLAT NOZZLE 06	6401365	0	○		
	NOZZLE FOR WSB - FLAT RUBBER 10 PC.	6402317	0	○	○	○
	SAND PLUGGER AND HOSE VSB	6400375	0	○	○	○
	SAND SUPER BLAST 25KG	8379	0	○	○	○
<b>Brush Washing</b>						
	BRUSH INSERT	10356	0	○	○	○
	WASH BRUSH - ERGO - UNIVERSAL LANCE	14202	0	○	○	○

## Stationary 2-pump high pressure washers for heavy cleaning tasks












Accessories		Ref. no.	Min. required	SC DUO 6P-170/3220 400/3/50 EU	SC DUO 8P-180/4000 400/3/50 EU	SC DUO 8P-160/5000 400/3/50 EU
	WASH BRUSH L1550 MM	6400088	0	○	○	○
	WASH BRUSH L2350 MM	6400087	0	○	○	○
<b>Drain and Pipe Cleaning</b>						
	HP Hose DN10 20000 AGR-Drain cleaner 06	6401268	0			
	PIPE CLEANING HOSE 4X10M	301002490	0			
	PIPE CLEANING HOSE 4X20M	301002491	0			
	PIPE CLEANING HOSEØ4MMX1	46920	0			
	PIPE CLEANING NOZZLE 1/8INC IG DN4	46921	0			
<b>TurboHammer Nozzle</b>						
	TURBOHAMMER NOZZLE W11 060	48982	0			
	TURBOHAMMER NOZZLE W11 070	48981	0			
<b>Detergent</b>						
	ALTO ACTIVE WAX 10 L	81177	0	○	○	○
	ALTO PHOSPHATE 25 L	81232	0	○	○	○

## Stationary 2-pump high pressure washers for heavy cleaning tasks











Accessories		Ref. no.	Min. required	SC DUO 6P-170/3220 400/3/50 EU	SC DUO 8P-180/4000 400/3/50 EU	SC DUO 8P-160/5000 400/3/50 EU
	ALTO RIMTOP 10 L	80935	0	○	○	○
<b>Filter Pressure Washer</b>						
	CARTRIDGE FILTER REPLACEM. 50 µM	1104041	0	○	○	○
	FILTER - WATER/SAND. SS	4601431	0	○	○	○
	SAND FILTER 50MICRON UNIVERSAL	1604461	0	○	○	○
<b>Non Blacking High Pressure Hose, DN10</b>						
	HP Hose DN10 Grey 10000 AGR-AGR	6101767	0	○	○	○
	HP Hose DN10 Grey 15000 AGR-AGR	1401983	0	○	○	○
	HP Hose DN10 Grey 20000 AGR-AGR	1401991	0	○	○	○
	HP Hose DN10 Grey 25000 AGR-AGR	1402007	0	○	○	○
	HP Hose DN10 Grey 30000 AGR-AGR	1402015	0	○	○	○
<b>High Pressure Hose, DN10</b>						
	HP Hose DN10 1000 AGR-AGR	1402916	0	○	○	○
	HP Hose DN10 2052 AGR-AGR	1402924	0	○	○	○














## Stationary 2-pump high pressure washers for heavy cleaning tasks

Accessories		Ref. no.	Min. required	SC DUO 6P-170/3220 400/3/50 EU	SC DUO 8P-180/4000 400/3/50 EU	SC DUO 8P-160/5000 400/3/50 EU
	HP Hose DN10 3000 AGR-AGR	1402932	0	○	○	○
	HP Hose DN10 5000 AGR-AGR	1402940	0	○	○	○
	HP Hose DN10 10000 AGR-AGR	6101766	0	○	○	○
	HP Hose DN10 15000 AGR-AGR	1402064	0	○	○	○
	HP Hose DN10 20000 AGR-AGR	1402072	0	○	○	○
	HP Hose DN10 25000 AGR-AGR	1402080	0	○	○	○
	HP Hose DN10 30000 AGR-AGR	1402098	0	○	○	○
	HP Hose DN10 50000 AGR-AGR	1402759	0	○	○	○
<b>Ergo System Coupling and Adapter</b>						
	COUPLING - FEMALE/Q-COUPPL 3/8 INCH	106402075	0	○	○	○
	ERGO COUPLING KIT	101119496	0	○	○	○
	HIGH PRESSURE COUPLINGS KIT	101119499	0	○	○	○












## Stationary 2-pump high pressure washers for heavy cleaning tasks

Accessories		Ref. no.	Min. required	SC DUO 6P-170/3220 400/3/50 EU	SC DUO 8P-180/4000 400/3/50 EU	SC DUO 8P-160/5000 400/3/50 EU
	Nippel F. Q-COUPPL. 3/8 INCH	1600493	0	○	○	○
	NIPPLE F/QUICK COULING 3/8 SS	1603101	0	●	●	●
	NIPPLE FOR SPRAY LANCE STAN.L	1609325	0	○	○	○
	PACK.RING D23.8XD14.96 3/8NBR SELF-CENT.	1801075	0	○	○	○
<b>High Pressure Hose, DN12</b>						
	HP Hose DN12 10000 AGR-AGR	4810219	0	○	○	○
	HP Hose DN12 15000 AGR-AGR	4810213	0	○	○	○
	HP Hose DN12 20000 AGR-AGR	4810214	0	○	○	○
<b>Brush Rotary</b>						
	ROTARY BRUSH 065 L1700 MM	6400016	0			
<b>Special Lance</b>						
	CURVED LANCE L1090 MM	6402016	0	○	○	○
	LANCE SINGLE 1500MM W/O NOZZLE	6401193	0	○	○	○
	UNDER CARRIAGE WASHER 40065	6400036	0	○	○	○
<b>Short Lance</b>						












## Stationary 2-pump high pressure washers for heavy cleaning tasks

Accessories		Ref. no.	Min. required	SC DUO 6P-170/3220 400/3/50 EU	SC DUO 8P-180/4000 400/3/50 EU	SC DUO 8P-160/5000 400/3/50 EU
	DOUBLE LANCE SHORT 1506 100MM	6400067	0			
	DOUBLE LANCE W/O NOZZLE 90MM	106402150	0	○	○	○
	SINGLE LANCE W/O NOZZLE 90MM	106402151	0	○	○	○
<b>Hose Reel</b>						
	CLEANING TROLLEY SS W/HOSE REEL FOAM IN	6401094	0	○	○	○
	HOSE REEL KIT	301001310	0	○	○	○
	HOSE TROLLEY UP TO 50 M 3/8	6400170	0	○	○	○
	HOSEREEL BLUE.PAINT RETRACTAB.W/20M HOSE	106403131	0	○	○	○
<b>Injector and Foam Sprayer</b>						
	03 INJECTOR COMPLETE	6401247	0	○	○	○
	DETERGENT BOTTLE 2.5 L	107141635	0	○	○	○
	DETERGENT TANK W. SEALING CAP - 2.5 LTR.	106403162	0	○	○	○
	EXTENSION HOSE 30 CM WITH ERGO COUPLINGS	301001311	0	○	○	○
	FOAM INJECTOR AGRESSIVE LQDS	6401245	0	○	○	○












## Stationary 2-pump high pressure washers for heavy cleaning tasks

Accessories	Ref. no.	Min. required	SC DUO 6P-170/3220 400/3/50 EU	SC DUO 8P-180/4000 400/3/50 EU	SC DUO 8P-160/5000 400/3/50 EU
 FOAM INJECTOR W BYPASS	6401242	0	○	○	○
 FOAM INJECTOR W BYPASS S. S	6401243	0	○	○	○
 FOAM INJECTOR STANDARD	6401244	0	○	○	○
 FOAM LANCE COMPLETE L600 MM	6404368	0	○	○	○
 FOAM LANCE COMPLETE L1200 MM	6404369	0	○	○	○
<b>Other</b>					
 SIDE BAR COMPL.	106402110	0	○	○	○
 WATER SUCTION KIT 300 L/MIN 06	6402018	0			
<b>Spray Gun</b>					
 ERGO 2000 STANDARD W. HOSE SWIVEL	106403122	0	○	○	○
 ERGO 3000 GUN W.SWIVEL LOCK+VARIO PRESS	106402191	0	○	○	○
 REP. KIT SWIVEL JOINT	101119484	0	○	○	○
 SPRAY HANDLE W. SWIVEL LOCK	106402190	0	○	○	○
<b>Tornado Nozzle with Indication Ring</b>					

## Stationary 2-pump high pressure washers for heavy cleaning tasks







Accessories		Ref. no.	Min. required	SC DUO 6P-170/3220 400/3/50 EU	SC DUO 8P-180/4000 400/3/50 EU	SC DUO 8P-160/5000 400/3/50 EU
	NOZZLE 0640 INDICATION RING GREEN	101119745	0			
	NOZZLE 0650 INDICATION RING LIGHT GREEN	101119746	0			
	NOZZLE 0680 INDICATION RING GREY	101119747	0			
	NOZZLE 0700 INDICATION RING ORANGE	101119748	0			
	NOZZLE 0850 INDICATION RING WHITE	101119751	0	○		
	NOZZLE 0900 INDICATION RING BROWN	101119752	0	○		
	NOZZLE 1000 INDICATION RING GRAPHITE	101119754	0	○		
	NOZZLE + INDICATION RING 0600	101119744	0			
	NOZZLE PROTECTION F. TORNADOL.	106402425	0	○	○	○
<b>FlexoPower Lance</b>						
	FLEXOPOWER PLUS 960 BEND W/O NOZZLE	106402282	0	○	○	○
	FLEXOPOWER PLUS 960 W/O NOZZLE BLUE	106408229	0	○	○	○

## Stationary 2-pump high pressure washers for heavy cleaning tasks

Accessories		Ref. no.	Min. required	SC DUO 6P-170/3220 400/3/50 EU	SC DUO 8P-180/4000 400/3/50 EU	SC DUO 8P-160/5000 400/3/50 EU
	FLEXOPOWER PLUS 990 BEND W/O NOZ.	106402281	0	○	○	○
	FLEXOPOWER PLUS 990 W/O NOZZLE BLUE	106408228	0	○	○	○
	FLEXOPOWER PLUS 1120 W/O NOZZLE BLUE	106408227	0	○	○	○
<b>Tornado Lance</b>						
	TORNADO PLUS 630 STRAIGHT W/O NOZZLE	106403013	0	○	○	○
	TORNADO PLUS 1000 BEND W/O NOZZLE	106403011	0	○	○	○
	TORNADO PLUS 1120 BEND W/O NOZZLE	106403010	0	○	○	○
	TORNADO PLUS 2080 BEND W/O NOZZLE	106403012	0	○	○	○
<b>Universal Lance</b>						
	UNIVERSAL PLUS 650 W/O NOZZLE STRAIGHT	106403032	0	○	○	○
	UNIVERSAL PLUS 1080 W/O NOZZ STRAIGHT	106403033	0	○	○	○
	UNIVERSAL PLUS 1560 W/O NOZZLE STRAIGHT	106403031	0	○	○	○
	UNIVERSAL PLUS 2060 W/O NOZZLE STRAIGHT	106403030	0	○	○	○













## Stationary 2-pump high pressure washers for heavy cleaning tasks

Accessories		Ref. no.	Min. required	SC DUO 6P-170/3220 400/3/50 EU	SC DUO 8P-180/4000 400/3/50 EU	SC DUO 8P-160/5000 400/3/50 EU
	UNIVERSAL PLUS LANCE 940 BEND W/O NOZZ	106403036	0	○	○	○
	UNIVERSAL PLUS LANCE 1080 BEND W/O NOZZ	106403035	0	○	○	○
	UNIVERSAL PLUS LANCE 1230 BEND W/O NOZZL	106403034	0	○	○	○
<b>PowerSpeed Vario Lance</b>						
	POWERSPEED VARIO PLUS 1090 BEND 0640	106403095	0			
<b>Option</b>						
	ACC. COIN BOX ON/OFF + DETERGENT A, B	107371027	0	○	○	○
	ACCESS. WATER BREAK TANK 40 L/MIN DUO 7P	107371022	0			
	ACCESSORY JUNCTIONBOX REMOTE/SLAVE	107371013	0	○	○	○
	ACCESSORY LOW WATER SECURITY	107371024	0	○	○	○
	ACCESSORY PRESSURE RELIEF	107371028	0	○	○	○
	ACCESSORY REMOTE CONTROL 6 FUNCTIONS	107371026	0	○	○	○
	ACCESSORY STORAGE KIT	107371029	0	○	○	○
	ACCESSORY WATER BREAK TANK 40 L/MIN	107371020	0	○	○	○
	ACCESSORY WATER INLET SECURITY	107371023	0	○	○	○
<b>Surface Cleaning Rotary</b>						
	HYDROSCRUB P500M Ø500 W/WHEELS W/O NOZZL	106403159	0	○		
	HYDROSCRUB S500 Ø500 W/O NOZZLES	106403158	0	○		
<b>Accessory Kit</b>						
	ACCESSORY REMOTE INTERFACE KIT	107371030	0	○	○	○

## Stationary 2-pump high pressure washers for heavy cleaning tasks












● Standard equipment, ○ Supplementary accessories, □ Mountable equipment

Accessories		Ref. no.	Min. required	SC DUO 8P-180/4000 440/3/60 EXPT	SC DUO 7P-180/2400 400/3/50 EU	SC DUO 7P-180/2400 440/3/60 EXPT
<b>Standard Nozzle 50° 1/8" NPT</b>						
	HP NOZZLE 50060 1/8 INCH NPT	5006	0		○	○
	HP NOZZLE 50070 1/8	5007	0		○	○
	HP NOZZLE 50080 1/8	5008	0		○	○
<b>Special Nozzle</b>						
	CONTAINER CLEANING NOZZLE	15861	0	○	○	○
	NOZZLE FOR LONG LANCEJET 6-7 M	2802696	0			○
	NOZZLE PROTECTION CAP PA	18430	0	○	○	○
	VARIO-NOZZLE CASING 1/8	5888	0	○	○	○
<b>Hose and Connection</b>						
	WATER INLET HOSE 3/4 P/	6465	0	○	○	○
<b>High Pressure Male Coupling</b>						
	ADAPTER KEW QUICK COUPLING MALE 3/8	66159	0	○	○	○
	ADAPTOR 3/8 INCH MALE FOR HOSE	6401067	0	○	○	○
	ADAPTOR KEW GUN TO WAP ACCESS.	66161	0	○	○	○















## Stationary 2-pump high pressure washers for heavy cleaning tasks

Accessories		Ref. no.	Min. required	SC DUO 8P-180/4000 440/3/60 EXPT	SC DUO 7P-180/2400 400/3/50 EU	SC DUO 7P-180/2400 440/3/60 EXPT
	GARDENA COUPLING HOSE END 1/2 BULK	1608629	0	○	○	○
	GEKA COUPLING HOSE END 3/4	1311	0	○	○	○
	LP NIPPLE F. Q.-COUPLING 3/4IN	1600659	0	○	○	○
	NITO COUPLING HOSE END 1	1604669	0	○	○	○
<b>High Pressure Female Coupling</b>						
	ADAPTER KEW QUICK COUPLING FEMALE 3/8	66160	0	○	○	○
	ADAPTER WAP GUN COUPLING FEMALE M21X1.5	66162	0	○	○	○
	COUPLING GEKA FEMALE - INT THREAD 3/4 IN	1718	0	○	○	○
	HOSE NOZZLE 20R3/4	61369	0	○	○	○
	QUICK COUPLING 3/4 W/GASKET	1602945	0	○	●	●
<b>Standard Nozzle 25° 1/8" NPT</b>						
	HP NOZZLE 25060 1/8 INCH NPT	2506	0		○	○
	HP NOZZLE 25065 1/8 INCH NPT	7815	0		○	○
<b>Standard Nozzle 15° 1/8" NPT</b>						













## Stationary 2-pump high pressure washers for heavy cleaning tasks










Accessories		Ref. no.	Min. required	SC DUO 8P-180/4000 440/3/60 EXPT	SC DUO 7P-180/2400 400/3/50 EU	SC DUO 7P-180/2400 440/3/60 EXPT
	HP NOZZLE 15060 1/8	7811	0		○	○
<b>Standard Nozzle 0° 1/8" NPT</b>						
	HP-NOZZLE 0060 1/8	7819	0		○	○
<b>Abrasive Blasting</b>						
	ARMEX-POWDER	5218617	0	○	○	○
	BORONCARBIDE FLAT NOZZLE VSB	6400379	0	○	○	○
	LANCE WITH RUBBER FLAT NOZZLE 06	6401365	0			○
	NOZZLE FOR WSB - FLAT RUBBER 10 PC.	6402317	0	○	○	○
	SAND PLUGGER AND HOSE VSB	6400375	0	○	○	○
	SAND SUPER BLAST 25KG	8379	0	○	○	○
<b>Brush Washing</b>						
	BRUSH INSERT	10356	0	○	○	○
	WASH BRUSH - ERGO - UNIVERSAL LANCE	14202	0	○	○	○
	WASH BRUSH L1550 MM	6400088	0	○	○	○
	WASH BRUSH L2350 MM	6400087	0	○	○	○
<b>Drain and Pipe Cleaning</b>						














## Stationary 2-pump high pressure washers for heavy cleaning tasks

Accessories		Ref. no.	Min. required	SC DUO 8P-180/4000 440/3/60 EXPT	SC DUO 7P-180/2400 400/3/50 EU	SC DUO 7P-180/2400 440/3/60 EXPT
	HP Hose DN10 20000 AGR-Drain cleaner 06	6401268	0			○
	PIPE CLEANING HOSE 4X10M	301002490	0			○
	PIPE CLEANING HOSE 4X20M	301002491	0			○
	PIPE CLEANING HOSEØ4MMX1	46920	0			○
	PIPE CLEANING NOZZLE 1/8INC IG DN4	46921	0			○
<b>TurboHammer Nozzle</b>						
	TURBOHAMMER NOZZLE W11 060	48982	0		○	○
	TURBOHAMMER NOZZLE W11 070	48981	0		○	○
<b>Detergent</b>						
	ALTO ACTIVE WAX 10 L	81177	0	○	○	○
	ALTO PHOSPHATE 25 L	81232	0	○	○	○
	ALTO RIMTOP 10 L	80935	0	○	○	○
<b>Filter Pressure Washer</b>						
	CARTRIDGE FILTER REPLACEM. 50 µM	1104041	0	○	○	○
	FILTER - WATER/SAND. SS	4601431	0	○	○	○

## Stationary 2-pump high pressure washers for heavy cleaning tasks

Accessories		Ref. no.	Min. required	SC DUO 8P-180/4000 440/3/60 EXPT	SC DUO 7P-180/2400 400/3/50 EU	SC DUO 7P-180/2400 440/3/60 EXPT
	SAND FILTER 50MICRON UNIVERSAL	1604461	0	○	○	○
<b>Non Blacking High Pressure Hose, DN10</b>						
	HP Hose DN10 Grey 10000 AGR-AGR	6101767	0	○	○	○
	HP Hose DN10 Grey 15000 AGR-AGR	1401983	0	○	○	○
	HP Hose DN10 Grey 20000 AGR-AGR	1401991	0	○	○	○
	HP Hose DN10 Grey 25000 AGR-AGR	1402007	0	○	○	○
	HP Hose DN10 Grey 30000 AGR-AGR	1402015	0	○	○	○
<b>High Pressure Hose, DN10</b>						
	HP Hose DN10 1000 AGR-AGR	1402916	0	○	○	○
	HP Hose DN10 2052 AGR-AGR	1402924	0	○	○	○
	HP Hose DN10 3000 AGR-AGR	1402932	0	○	○	○
	HP Hose DN10 5000 AGR-AGR	1402940	0	○	○	○
	HP Hose DN10 10000 AGR-AGR	6101766	0	○	○	○

## Stationary 2-pump high pressure washers for heavy cleaning tasks












Accessories		Ref. no.	Min. required	SC DUO 8P-180/4000 440/3/60 EXPT	SC DUO 7P-180/2400 400/3/50 EU	SC DUO 7P-180/2400 440/3/60 EXPT
	HP Hose DN10 15000 AGR-AGR	1402064	0	○	○	○
	HP Hose DN10 20000 AGR-AGR	1402072	0	○	○	○
	HP Hose DN10 25000 AGR-AGR	1402080	0	○	○	○
	HP Hose DN10 30000 AGR-AGR	1402098	0	○	○	○
	HP Hose DN10 50000 AGR-AGR	1402759	0	○	○	○
<b>Ergo System Coupling and Adapter</b>						
	COUPLING - FEMALE/Q-COUPPL 3/8 INCH	106402075	0	○	○	○
	ERGO COUPLING KIT	101119496	0	○	○	○
	HIGH PRESSURE COUPLINGS KIT	101119499	0	○	○	○
	Nippel F. Q-COUPPL. 3/8 INCH	1600493	0	○	○	○
	NIPPLE F/QUICK COUPLING 3/8 SS	1603101	0	●	●	●
	NIPPLE FOR SPRAY LANCE STAN.L	1609325	0	○	○	○
	PACK.RING D23.8XD14.96 3/8NBR SELF-CENT.	1801075	0	○	○	○
<b>High Pressure Hose, DN12</b>						














## Stationary 2-pump high pressure washers for heavy cleaning tasks

Accessories		Ref. no.	Min. required	SC DUO 8P-180/4000 440/3/60 EXPT	SC DUO 7P-180/2400 400/3/50 EU	SC DUO 7P-180/2400 440/3/60 EXPT
	HP Hose DN12 10000 AGR-AGR	4810219	0	○	○	○
	HP Hose DN12 15000 AGR-AGR	4810213	0	○	○	○
	HP Hose DN12 20000 AGR-AGR	4810214	0	○	○	○
<b>Brush Rotary</b>						
	ROTARY BRUSH 065 L1700 MM	6400016	0		○	○
<b>Special Lance</b>						
	CURVED LANCE L1090 MM	6402016	0	○	○	○
	LANCE SINGLE 1500MM W/O NOZZLE	6401193	0	○	○	○
	UNDER CARRIAGE WASHER 40065	6400036	0	○	○	○
<b>Short Lance</b>						
	DOUBLE LANCE SHORT 1506 100MM	6400067	0		○	○
	DOUBLE LANCE W/O NOZZLE 90MM	106402150	0	○	○	○
	SINGLE LANCE W/O NOZZLE 90MM	106402151	0	○	○	○
<b>Hose Reel</b>						

## Stationary 2-pump high pressure washers for heavy cleaning tasks












Accessories	Ref. no.	Min. required	SC DUO 8P-180/4000 440/3/60 EXPT	SC DUO 7P-180/2400 400/3/50 EU	SC DUO 7P-180/2400 440/3/60 EXPT
 CLEANING TROLLEY SS W/HOSE REEL FOAM IN	6401094	0	○	○	○
 HOSE REEL KIT	301001310	0	○	○	○
 HOSE TROLLEY UP TO 50 M 3/8	6400170	0	○	○	○
 HOSEREEL BLUE.PAINT RETRACTAB.W/20M HOSE	106403131	0	○	○	○
<b>Injector and Foam Sprayer</b>					
 03 INJECTOR COMPLETE	6401247	0	○	○	○
 DETERGENT BOTTLE 2.5 L	107141635	0	○	○	○
DETERGENT TANK W. SEALING CAP - 2.5 LTR.	106403162	0	○	○	○
 EXTENSION HOSE 30 CM WITH ERGO COUPLINGS	301001311	0	○	○	○
 FOAM INJECTOR AGRESSIVE LQDS	6401245	0	○	○	○
 FOAM INJECTOR W BYPASS	6401242	0	○	○	○
 FOAM INJECTOR W BYPASS S. S	6401243	0	○	○	○
 FOAM INJECTOR STANDARD	6401244	0	○	○	○

## Stationary 2-pump high pressure washers for heavy cleaning tasks

Accessories		Ref. no.	Min. required	SC DUO 8P-180/4000 440/3/60 EXPT	SC DUO 7P-180/2400 400/3/50 EU	SC DUO 7P-180/2400 440/3/60 EXPT
	FOAM LANCE COMPLETE L600 MM	6404368	0	○	○	○
	FOAM LANCE COMPLETE L1200 MM	6404369	0	○	○	○
<b>Other</b>						
	SIDE BAR COMPL.	106402110	0	○	○	○
	WATER SUCTION KIT 300 L/MIN 06	6402018	0			○
<b>Spray Gun</b>						
	ERGO 2000 STANDARD W. HOSE SWIVEL	106403122	0	○	○	○
	ERGO 3000 GUN W.SWIVEL LOCK+VARIO PRESS	106402191	0	○	○	○
	REP. KIT SWIVEL JOINT	101119484	0	○	○	○
	SPRAY HANDLE W. SWIVEL LOCK	106402190	0	○	○	○
<b>Tornado Nozzle with Indication Ring</b>						
	NOZZLE 0640 INDICATION RING GREEN	101119745	0		○	○
	NOZZLE 0650 INDICATION RING LIGHT GREEN	101119746	0		○	○
	NOZZLE 0680 INDICATION RING GREY	101119747	0		○	○














## Stationary 2-pump high pressure washers for heavy cleaning tasks

Accessories	Ref. no.	Min. required	SC DUO 8P-180/4000 440/3/60 EXPT	SC DUO 7P-180/2400 400/3/50 EU	SC DUO 7P-180/2400 440/3/60 EXPT
 NOZZLE 0700 INDICATION RING ORANGE	101119748	0		○	○
 NOZZLE 0850 INDICATION RING WHITE	101119751	0			
 NOZZLE 0900 INDICATION RING BROWN	101119752	0			
 NOZZLE 1000 INDICATION RING GRAPHITE	101119754	0			
 NOZZLE + INDICATION RING 0600	101119744	0		○	○
 NOZZLE PROTECTION F. TORNADOL.	106402425	0	○	○	○
<b>FlexoPower Lance</b>					
 FLEXOPOWER PLUS 960 BEND W/O NOZZLE	106402282	0	○	○	○
 FLEXOPOWER PLUS 960 W/O NOZZLE BLUE	106408229	0	○	○	○
 FLEXOPOWER PLUS 990 BEND W/O NOZ.	106402281	0	○	○	○
 FLEXOPOWER PLUS 990 W/O NOZZLE BLUE	106408228	0	○	○	○
 FLEXOPOWER PLUS 1120 W/O NOZZLE BLUE	106408227	0	○	○	○
<b>Tornado Lance</b>					






## Stationary 2-pump high pressure washers for heavy cleaning tasks

Accessories		Ref. no.	Min. required	SC DUO 8P-180/4000 440/3/60 EXPT	SC DUO 7P-180/2400 400/3/50 EU	SC DUO 7P-180/2400 440/3/60 EXPT
	TORNADO PLUS 630 STRAIGHT W/O NOZZLE	106403013	0	○	○	○
	TORNADO PLUS 1000 BEND W/O NOZZLE	106403011	0	○	○	○
	TORNADO PLUS 1120 BEND W/O NOZZLE	106403010	0	○	○	○
	TORNADO PLUS 2080 BEND W/O NOZZLE	106403012	0	○	○	○
<b>Universal Lance</b>						
	UNIVERSAL PLUS 650 W/O NOZZLE STRAIGHT	106403032	0	○	○	○
	UNIVERSAL PLUS 1080 W/O NOZZ STRAIGHT	106403033	0	○	○	○
	UNIVERSAL PLUS 1560 W/O NOZZLE STRAIGHT	106403031	0	○	○	○
	UNIVERSAL PLUS 2060 W/O NOZZLE STRAIGHT	106403030	0	○	○	○
	UNIVERSAL PLUS LANCE 940 BEND W/O NOZZ	106403036	0	○	○	○
	UNIVERSAL PLUS LANCE 1080 BEND W/O NOZZ	106403035	0	○	○	○
	UNIVERSAL PLUS LANCE 1230 BEND W/O NOZZL	106403034	0	○	○	○
<b>PowerSpeed Vario Lance</b>						



## Stationary 2-pump high pressure washers for heavy cleaning tasks

Accessories		Ref. no.	Min. required	SC DUO 8P-180/4000 440/3/60 EXPT	SC DUO 7P-180/2400 400/3/50 EU	SC DUO 7P-180/2400 440/3/60 EXPT
	POWERSPEED VARIO PLUS 1090 BEND 0640	106403095	0		○	○
<b>Option</b>						
	ACC. COIN BOX ON/OFF + DETERGENT A, B	107371027	0	○	○	○
	ACCESS. WATER BREAK TANK 40 L/MIN DUO 7P	107371022	0		○	○
	ACCESSORY JUNCTIONBOX REMOTE/SLAVE	107371013	0	○	○	○
	ACCESSORY LOW WATER SECURITY	107371024	0	○	○	○
	ACCESSORY PRESSURE RELIEF	107371028	0	○	○	○
	ACCESSORY REMOTE CONTROL 6 FUNCTIONS	107371026	0	○	○	○
	ACCESSORY STORAGE KIT	107371029	0	○	○	○
	ACCESSORY WATER BREAK TANK 40 L/MIN	107371020	0	○		
	ACCESSORY WATER INLET SECURITY	107371023	0	○	○	○
<b>Surface Cleaning Rotary</b>						
	HYDROSCRUB P500M Ø500 W/WHEELS W/O NOZZL	106403159	0		○	○
	HYDROSCRUB S500 Ø500 W/O NOZZLES	106403158	0		○	○
<b>Accessory Kit</b>						
	ACCESSORY REMOTE INTERFACE KIT	107371030	0	○	○	○